



FIRE BRIGADES UNION SCOTLAND PARLIAMENTARY BRIEF

June 2008 Regular Newsletter for all Members of the Scottish Parliament Issue 9

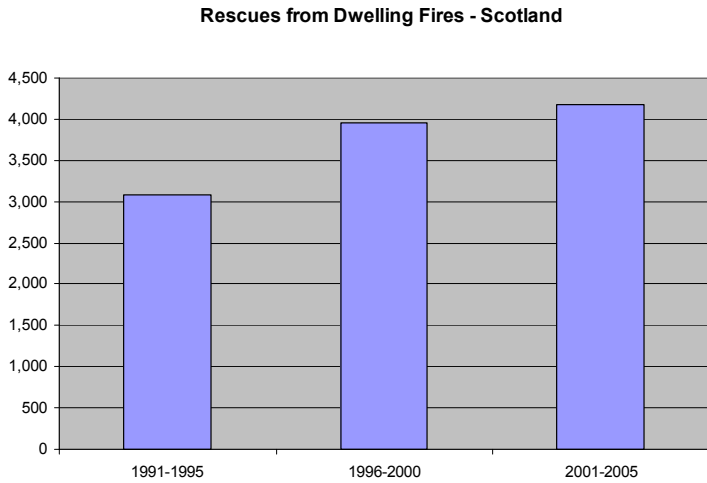
RESCUES IN SCOTLAND AT RECORD HIGH

The number of People Rescued by the Fire & Rescue Services in Scotland is at a Record High.

Rescues from dwelling fires in Scotland are running at record levels.

This coincides with the increase in Casualty Rates.

4,181 people were rescued by Scottish Fire and Rescue Services in 2001-2005, the most recent five years for which data is available. In 2005, 709 people were rescued.



Deaths

Deaths from fire in Scotland fell in 2006 to 52, the lowest level since 1990, the most recent year for which data is available.

Deliberate fires caused 13 deaths

in 2006, up 11 in 2005 and 4 in 2004. 50,000, up 8 per cent.

Fires

The total number of fires increased for the second year running in 2006 to just over

They peaked at over 63,000 in 2003. Primary fires in Scotland are at a record low, according to data going back to 1990. There were just under 5,000 Primary Fires in 2006.

SECONDARY FIRES INCREASING

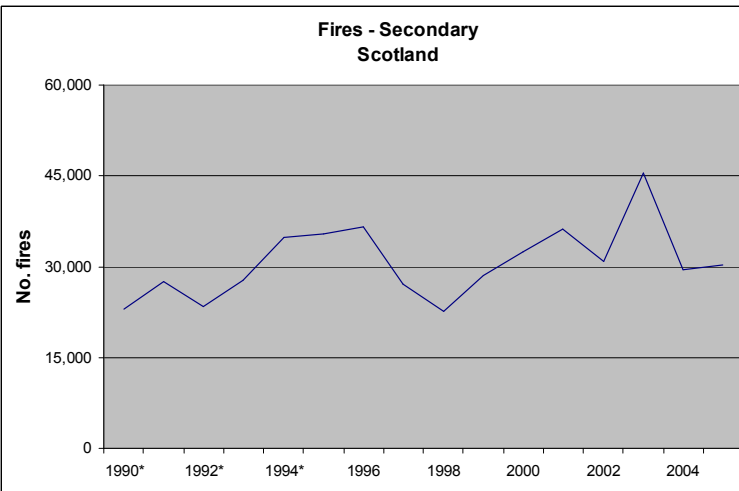
The number of Secondary Fires attended by Fire and Rescue Services in Scotland rose by 12 per cent in 2006, to just under 34,000, a sharp rise from the 30,000 mark of 2004 and 2005.

Driving the upward trend in secondary fires, are grassland/heathland fires, which exceeded 8,700 in 2006, the second highest level in the previous ten years – the highest was around 16,200 in 2003.

Other Fires

The number of building fires in Scotland fell in 2006 to just shy of 10,000, the lowest level since 1990, the first year for which data is available. The number of

vehicle fires stood at just over 3,000 in 2006, the lowest level over the 15-year period.



For More Information,
Log Onto:

www.fbScotland.co.uk

Latest Fire Statistics Show Again Huge Casualty Rates in Scotland

Figures Are Conclusive Proof That Quick Response Times Are Essential

Scotland continues to have the highest number of casualties in fires per capita, in the UK, and they're on the increase.

This also comes at a time when the number of overall fires are on the **INCREASE**, for the first time since 2003.

According to the Scottish Government Statistical Bulletin, which was published in April 2008, the figures in Scotland for 2006 show **10 Fatal Casualties per million population** and **317 Non-Fatal Casualties per million population**.

This equates to **52 Fatal Casualties** and **1,622 Non-Fatal Casualties**.

Interestingly, the number of **Primary Fires** has **REDUCED!** There were **18,025 Primary Fires** in 2003. This has reduced to **14,930** in 2006.

UK Figures

This compares extremely badly to other UK Countries.

Equivalent figures in England show **8 Fatal Casualties per million population**, with Wales showing **7** & Northern Ireland the only country higher, on **11**.

English figures also show **211 Non-Fatal Casualties**, with Wales & Northern Ireland showing **222** & **226** respectively.

In Scotland, Grampian, Central Scotland and Highland & Islands show the highest levels, with **17, 14** & **11 Fatal Casualties per million population** respectfully.

Response Times

This is no coincidence, as these Fire & Rescue Services cover large areas, which means longer response times to incidents.

Coupled with the fact that **1,622** people were rescued from Fires, **these figures show a direct correlation between Response Times and Casualty Rates.**

The LONGER the Response Times, the HIGHER the Casualty Rate.

"These statistics show in the clearest of terms that the quickest possible response times are essential in ensuring that members of the public have the best possible chance of rescue from Fire with little or no injury": Ken Ross, FBU Scottish Regional Secretary.

Safety

Not only do longer response times compromise the safety of the Public, the safety of Firefighters is also compromised as they will have to deal with more developed fires and subsequently, more complex incidents.

Performance Indicators

In 2005, the National Response Standards were abolished.

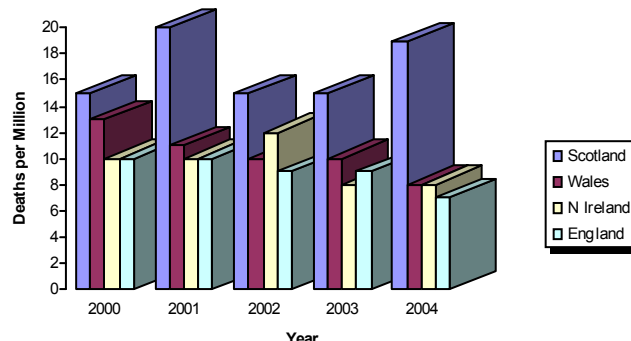
These figures show the need to **re-establish an Incident Response Standard for Scotland**, in order to ensure a consistent & safe approach for **ALL** our Communities.

A Safe & Effective Fire & Rescue Service is what the people of Scotland deserve & rightly demand.

ZERO TOLERANCE

The graph below shows clearly that Scotland must re-establish an **INCIDENT RESPONSE STANDARD**, incorporating a **ZERO TOLERANCE** Policy, in order to make true "*improvements to community safety*"

Casualty Rates From Fires



FBU SCOTLAND CONTACTS

Executive Council Member:	Roddy Robertson	07801-047-601
Scottish Regional Secretary:	Ken Ross	07801-047-602
Scottish Regional Chair:	John Duffy	07801-047-618
Scottish Regional Treasurer:	Gavin Barrie	07801-047-603
Scottish Regional Official:	John Docherty	07801-047-604

www.fbuscotland.co.uk

Fire Brigades Union Scotland
52 St Enoch Square
Glasgow
G1 4AA
TEL: 0141-221-2309
FAX: 0141-204-4575
E-mail:
ken.ross@fbu.org.uk

